

INSTRUCTIONS :

1



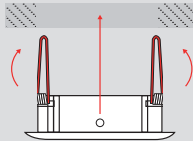
Percer le plafond.

Drill the ceiling.
Perforar el techo.

2

Relever les ailettes sur ressorts.

Raise the spring clip.
Levantarse las muelles.



Placer le support dans le diamètre de perçage du plafond.

Place the holder in the drilled ceiling diameter.
Colocar el soporte en el interior del techo perforado.

3

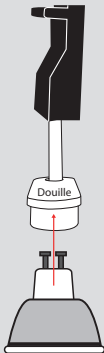
(Rabattre les ailettes au dessus du plafond)



Refold the spring above the ceiling.
Soltar las muelles por encima del techo.

OPTIONS :

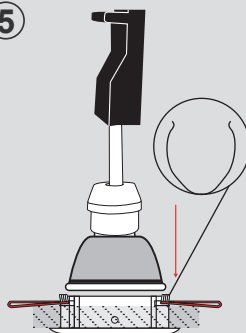
4



Clipser l'ampoule à la douille

Clip the bulb in the socket.
Encajar la bombilla al portalámparas.

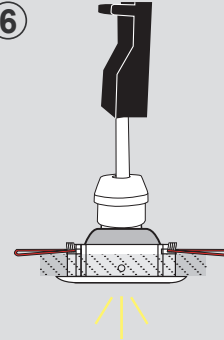
5



Placer l'ampoule avec la douille dans le clip du support de spot.

Place the bulb with the socket in the holder.
Colocar la bombilla con el portalámparas dentro del soporte.

6



Customers service

