

1



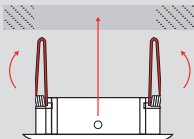
Perçer le plafond.

Drill the ceiling.
Perforar el techo.

2

Relever les ailettes sur ressorts.

Raise the spring clip.
Levant ar los muelles.

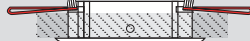


Placer le **support** dans le **diamètre de perçage** du plafond.

Place the holder in the drilled ceiling diameter.
Colocar el soporte en el interior del techo perforado.

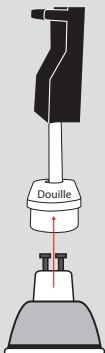
3

(Rabattre les ailettes au dessus du plafond)



Refold the spring above the ceiling.
Soltar los muelles por encima del techo.

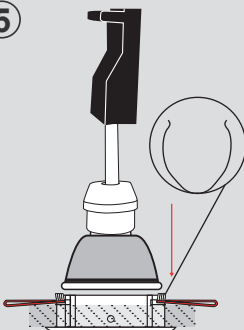
4



Clipser l'ampoule à la **douille**

Clip the bulb in the socket.
Encajar la bombilla al portalámparas.

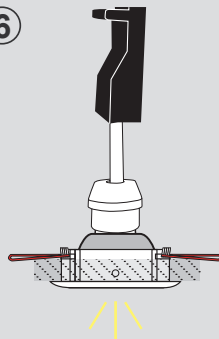
5



Placer l'ampoule avec la douille dans le clip du support de spot.

Place the bulb with the socket in the holder.
Colocar la bombilla con el portalámparas dentro del soporte.

6



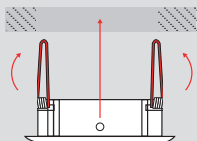
1



Bohren Sie die Decke.
Praticare il soffitto.

2

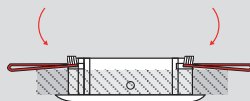
Heben Sie den Federclip an.
Sollevare la clip a molla.



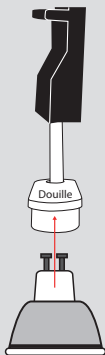
Platzieren Sie den Halter in der
gebohrten Decke Durchmesser.
Posizionare il supporto nel soffitto
forato diametro.

3

Refill die Feder über der Decke.
Ripiegare la molla sopra il soffitto.

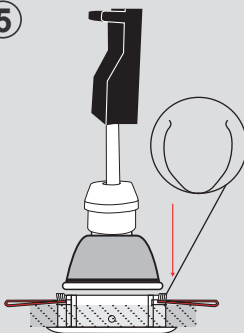


4



Clip die Birne in der Steckdose.
Aggianciare la lampadina nella presa.

5



Setzen Sie die Glühbirne mit der Steckdose in
den Halter.
Posizionare la lampadina con la presa nel
supporto.

6

